



# DOUGHERTY LAKE NEWS

**Annual Dougherty Lake Homeowners Meeting  
Thursday, November 15, at 7:00 P.M.  
Des Peres City Hall Council Chambers**

There are several important issues that need homeowner input including election (or re-election) of Trustees. Jim Harris and Carel Reynolds have agreed to serve for 3 more years. If anyone is interested in serving on the Board of Trustees, please submit your nomination to Jim Harris prior to October 15, 2007.

## DOUGHERTY LAKE/DES PERES ROAD RETAINING WALL PROJECT 2004-2007

We want to extend a thank you to many people for the culmination of this 3-year project! What began as a right-of-way with an inadequate retaining wall and rank vegetation has now transformed into an easily maintained and attractive right-of-way. It has added to the curb appeal of Dougherty Lake and the beauty of Des Peres Road!

Thank you to:

- City of Des Peres for clearing, spraying, mulching, and contributing funds
- Missouri Department of Conservation for professional landscape advice
- Chris Nisbet (Dougherty lake neighbor) for technical advice
- Rosch Company for improvements to the retaining wall
- Symmetry Landscaping for tree removal, finish grading, plant installation, and landscaping advice.
- Trustees of Dougherty Lake for support and contributing funds
- Norm Mueller (Des Peres Road neighbor) for cooperating with equipment access
- Fred Shaffstall and Jim Harris for assisting with drip irrigation set-up
- Bill and Jane Pohlman (Dougherty Lake neighbors) for providing irrigation to new flowering trees
- An especially big thanks to Nancy Shaffstall for the hard work spearheading this project!



After



Before

### **HELPFUL TIPS TO KEEP OUR BEAUTIFUL COMMUNITY...BEAUTIFUL!**

- Rake your leaves and gumballs into disposable bags for free pick up on Mondays by the City of Des Peres.
- The City of Des Peres will remove dead or dying street trees. Call Public Works & Streets at 835.6100.
- Experts agree that topping of trees is the worst thing to do to the health of a tree.
- EPA ordered MSD to put up signs warning residents of overflow raw sewage pollution into groundwater and some creeks and streams in the St. Louis area. There is a sign below our dam where the lake overflow empties into the stream warning residents to not swim, play or fish in the stream.
- Neighbors on cul-de-sac islands – please continue providing water to new plants that were installed last fall. It takes 2-3 years for shrubs and trees to become established and become drought tolerant.
- Please do not deposit tree limbs or other yard waste in the woods next to the playground.

### **HERE ARE YOUR DOUGHERTY LAKE TRUSTEES...WE'RE JUST A PHONE CALL OR EMAIL AWAY!**

Jim Harris, President/Maintenance - 966-8404, [jamesbharris@att.net](mailto:jamesbharris@att.net)

Tim Fletcher, Finance - 822-5253, [fletcher.tb@pg.com](mailto:fletcher.tb@pg.com)

Nancy Shaffstall, Landscaping - 821-9170, [Nshaffstall@yahoo.com](mailto:Nshaffstall@yahoo.com)

Jim Gruenewald, Lake Maintenance - 822-4940, [wormrider@sbcglobal.net](mailto:wormrider@sbcglobal.net)

Carel Reynolds, Communications - 821-1818, [carel.reynolds@sbcglobal.net](mailto:carel.reynolds@sbcglobal.net)

**RECYCLING HELPS US ALL**

The City of Des Peres provides our trash and recycling for free through our taxes. Many residents have asked what can be recycled, so here are the rules.

Recyclables: Place your unsorted recyclable materials in your recycle bin and/or other resident-owned container that is clearly marked that it contains recyclables. When your recycle bin and/or other container gets full, put any additional recyclables in 30 gallon garbage bags or 14 gallon kitchen trash bags. Tie the tops of your extra bag(s) shut to secure the contents. On your pick-up day, place your recycle bin and/or other container at the curb as you normally would, then place any extra bags of recyclables **ON TOP OF YOUR RECYCLE BIN OR OTHER CONTAINER** so the extra bags of recyclables won't be mistaken as being extra bags of trash. Cardboard boxes that are to be recycled should be placed at the curb next to the recycle bin.

<b>WHAT ITEMS CAN I RECYCLE?</b>	
<p><b>METALS</b>                  Aluminum Beverage Containers                  Steel Food Cans (aka "tin cans")                  Aluminum Trays &amp; Foil                  Trays and foil <b>MUST</b> be free of all food residue. Please empty and rinse all cans &amp; containers. Please crush to conserve recycle bin space.                  NO bulk metals (pipe, angle iron, etc.), lawn chair frames, pots &amp; pans and other large pieces of metal.</p>	<p><b>GLASS</b>                  Jars and Bottles used to package food &amp; beverages (clear, green and brown)                  Please empty and rinse.                  Metal &amp; plastic lids may also be recycled: please place lids and jars/bottles in bin separately.                  NO pane glass, Pyrex type cookware, dinnerware or ceramics.                  NO insecticide, herbicide or hazardous chemical containers.</p>
<p><b>PLASTICS</b>                  PETE #1 (soda and water bottles)                  HDPE #2 (milk and juice jugs, ketchup &amp; salad dressing bottles, detergent &amp; fabric softener bottles, kitty litter buckets up to 5 gallon in size, etc.)                  PVC #3 (health &amp; beauty aid jars and containers, household cleaner bottles and containers, etc.)                  LDPE #4 (margarine &amp; dessert tubs, condiment bottles, 6 &amp; 12-pack rings, etc.)                  PP #5 (yogurt, sour cream &amp; cheese tubs, narrow neck syrup &amp; ketchup bottles, etc.)                  OTHER #7 (narrow neck bottles only)                  Please empty, rinse and crush all containers. Lids may also be recycled when removed from the jars and bottles.                  Plastic containers have symbols, usually molded on the bottom or printed on the side, showing which type of plastic was used to make the container.                  ALMOST ALL plastic containers can be recycled (EXCEPT for PS #6).                  NO motor oil containers.                  NO insecticide, herbicide or hazardous chemical containers.                  NO diapers.                  NO plastic film or wrapping                  NO plastic bags - PLEASE return plastic grocery bags to your grocery store.                  NO Styrofoam containers, peanuts or packing materials.                  NO PS #6 containers of ANY type.</p>	<p><b>PAPER</b>                  Newspaper INCLUDING INSERTS                  Cardboard (NO waxed cardboard)                  Brown (Kraft) paper bags                  Magazines, catalogs &amp; phone books                  Office, Computer, Notebook and Gift Wrapping Paper                  Chipboard (boxes such as: cereal, cake, food mix, frozen food, shoe, gift, soda, beer, etc.)                  Junk mail &amp; envelopes (windows OK)                  Paperback books                  Please remove all metal clips, spirals and binders from office &amp; notebook paper.                  Shredded office paper should be bagged in a PAPER bag.                  Please break down and flatten cardboard boxes.                  IF YOU CAN TEAR IT - YOU CAN RECYCLE IT                  NO plastic newspaper sleeves.                  NO hardcover books.                  NO non-paper items such as plastic "membership" cards and stick-on address labels commonly enclosed in junk mail.</p>
<p><b>ASEPTIC / "GABLE TOP"</b>                  Milk &amp; juice cartons; juice &amp; drink boxes. Please empty and rinse.                  Please remove straws from juice/drink boxes.</p>	

**DOUGHERTY LAKE NEIGHBORHOOD PARTY - SUNDAY, OCTOBER 7TH**

4:00 p.m. – 8:00 p.m.

Where? At the playground

Bring a side dish, appetizer, or dessert to share!

Wine Tasting, and Pumpkin Carving

Bring a dessert to donate to our Cake Walk

Once again we will have a Moon Bounce for the kids!

A big thank you to our organizers: Julie Powers, Jackie Dougherty, Susan Stephens, Missy Goodwin, Lynn Sprick and Susie Faulhaber.



## DOUGHERTY LAKE GARDEN CLUB/BUTTERFLY GARDEN UPDATE



Creation of the butterfly garden began in the spring of 2003 at the Garden by the lake. The Garden Club's goals were to:

- 1) Provide an attractive garden for all of our neighbors to enjoy.
- 2) Provide plants that attract and nurture butterflies.

Numerous butterfly species have been observed including black swallowtail, monarch, Painted lady, Common Buckeye, Tiger swallowtail, and Great Spangled Fritillary, just to name a few.

Many varieties of easy-care plants bloom from early spring to late fall. These include butterfly nectar plants and host plants. Nectar is the food for adult butterflies. Host plants provide food for the caterpillars. (Adult butterflies lay their eggs on, or near, specific plants because these plants meet the nutritional needs of the caterpillars hatched from the eggs.)

Two of our most popular host plants have been the bronze fennel for black swallowtails and the swamp milkweed for monarchs. Two of our most popular nectar plants have been butterfly bushes and Mexican sunflowers. At last count, we have 32 different perennial plants and usually 10 different annuals and herbs, so, in other words, we have quite a smorgasbord for butterflies!


The boulder with sign attached is a good way to identify the garden, but also provides a spot for butterflies to bask in the sun. The tray at the back of the garden serves a purpose also. Butterflies don't live by nectar alone. They need water, salt, and minerals. Butterflies can't drink from open water like our lake. What they do like is a damp spot of soil and gravel where they can obtain water and minerals.

We invite you to stroll down to the playground/park and enjoy this butterfly habitat. Butterflies love sunshine, so the best time to catch sight of them is on bright, sunny days.

Although they can be spotted from spring through fall, they are most abundant during August. The photos accompanying this article were taken at Dougherty Lake Butterfly Garden.


*Nancy Shaffstall - Garden Club Member*

If you are interested in more information about the Garden Club, contact Moira Steuterman at 821-8869.




## Exciting NEW Holiday Decorations- "Adopt a Pole"

This year we are going to mix it up and add some personality to our beautiful Dougherty Lake subdivision Holiday Decorations. In the past we have done the red velvet bows with garland. This year we are going to be asking for 30 volunteers to "Adopt a Pole" for decorating their light pole near their home. We would like everyone be able to show their holiday flare by decorating it with a very classy, fun, and festive style. We will be providing the garland and certain bow size requirements and you can do the rest. Susan Stephens will be dropping off a flier to register for the poles in the next 30 days, with a map and simple instructions. So be on the look out and sign up fast. First come, first dibs on the poles, unless you want to team up.



## 2007 Fishing Derby



## Dougherty Lake Trustees Report

Everything in the subdivision is going very well. We have some new neighbors to meet and add to our directories. (See me if you don't have a subdivision directory)

- Sterling and Susan Wallace ..... 2310 Hollyhead Dr ..... 965-0720
- Rebecca and Nathan Kelly ..... 12852 Crab Thicket Ln ..... 984-9986
- Ted and Susie Faulhaber ..... 715 Briar Fork Road..... 909-7171
- Ken and Laura Wilhelm ..... 2330 Hollyhead Dr ..... 394-0391
- Keith and Theresa Miller..... 2353 Hollyhead Dr ..... 822-4402
- Mark and Kimberly Glyshaw ..... 765 Briar Fork Rd ..... 487-8033
- Charles Glaven ..... 788 Haw Thicket Ln..... 288-1234
- John and Priscilla Murray..... 721 Stump Rd..... 984-0268

One more reminder! Please keep leaves, compost, mulch and such off the Des Peres Road fence. Most people living along the fence are very good at keeping the area clear. However a few let "stuff" pile up. Please let me know if there is a problem for you with observing this simple rule to help preserve our fence.

Our fall plans include one street sweeping in late fall to remove fallen material on the street. This **does not** include leaf pickup, which remains a homeowner responsibility. Also, we plan to have the guardrails at the lake and playground repainted this fall.

Don't the new retaining wall and plantings along Des Peres Road look great? Thank you to Nancy Shaffstall working with our limited budget and the City of Des Peres for completing the project. And while we are on the subject of hard working trustees, Jim Gruenewald has performed yeoman work on keeping the lake clean and maintained during the hot and dry summer. That unidentified object on the lake is not some new aquatic species but Jim in the Crocker's kayak doing his thing.

Jim Harris, President

**Editors: Dougherty Lake Trustees**

**Publisher: Carel Reynolds**

**September 2007**

**Page Four**

Dougherty Lake Trustees  
Carel Reynolds, Communications  
12962 Briar Fork Road  
Des Peres, MO 63131